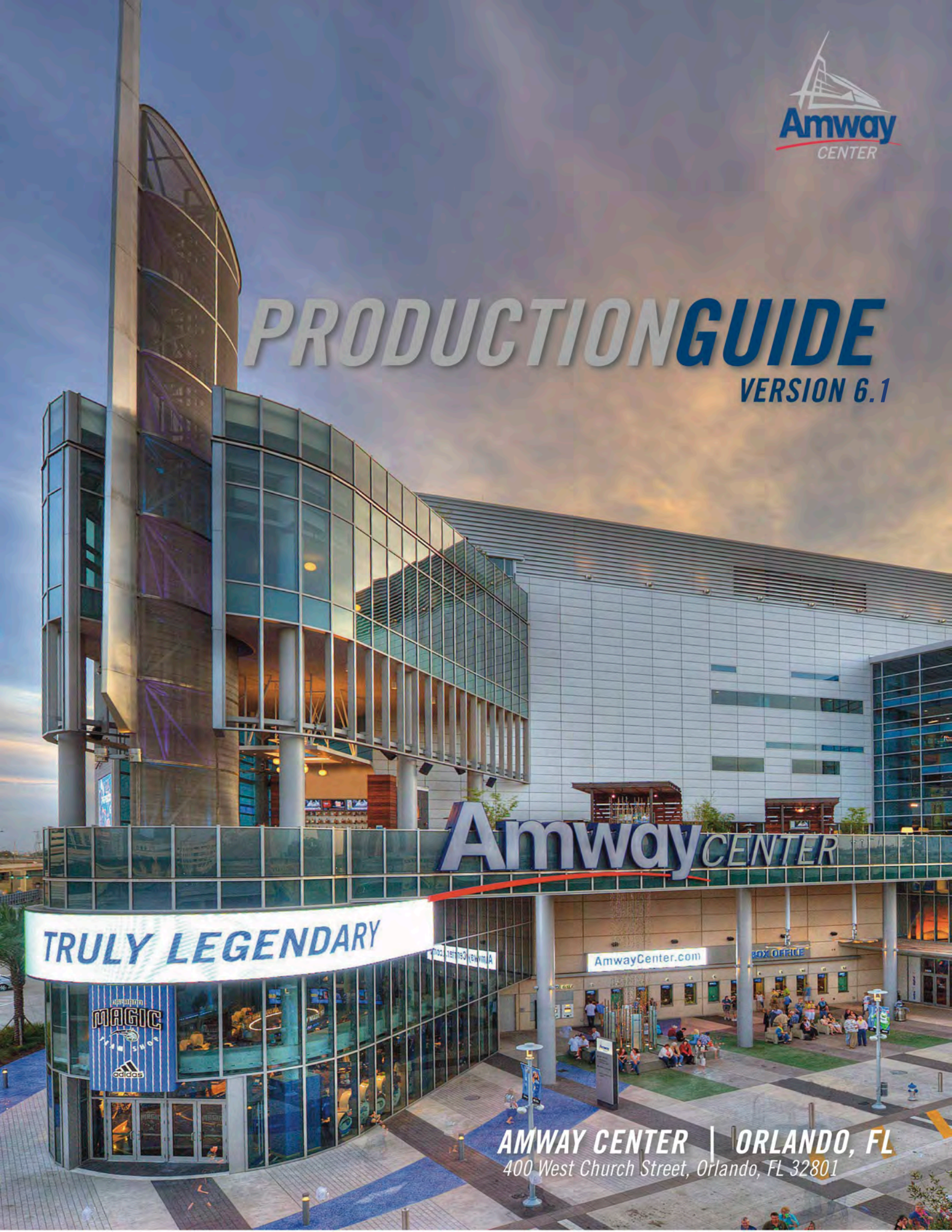




PRODUCTION **GUIDE**

VERSION 6.1



TRULY LEGENDARY



Amway CENTER

AmwayCenter.com

BOX OFFICE

AMWAY CENTER | ORLANDO, FL
400 West Church Street, Orlando, FL 32801



TABLE OF CONTENTS

2	Staff Directory
3	General Information
7	Backstage
10	Booking Procedures
11	Electrical Show Power
13	Equipment
15	LED Content Creation Guide
17	Radio Frequencies
18	Food & Beverage/Catering
19	Labor Rates
20	Marketing
21	Parking Options
22	Permitting
23	Rigging
25	Stagehand Services
26	Seating and Floor Specifications
28	Security
29	Notes



STAFF DIRECTORY

Administration

ALLEN JOHNSON Chief Venue Officer
allen.johnson@cityoforlando.net | 407.440.7070

CRAIG BORKON Assistant Director
craig.borkon@cityoforlando.net | 407.440.7040

ROBERTA SCOTT Executive Assistant
roberta.scott@cityoforlando.net | 407.440.7008

ADOLFINA ORTIZ Administrative Specialist *
adolfin.ortiz@cityoforlando.net | 407.440.7071
* to the CVO

Box Office

CARY CLARK Box Office Manager
cary.clark@cityoforlando.net | 407.440.7056

ERIC JOHNSON Asst. Box Office Manager
eric.johnson@cityoforlando.net | 407.440.7055

Finance

CLYDE BOUTTE Business Division Manager
clyde.boutte@cityoforlando.net | 407.440.7051

ERIC HUTCHERSON Financial Manager
eric.hutcherson@cityoforlando.net | 407.440.7050

MELINDA POOLE Financial Analyst
melinda.poole@cityoforlando.net | 407.440.7052

MELINDA RICHARDS Accounting Specialist
melinda.richards@cityoforlando.net | 407.440.7053

MARK SMITH Accountant
mark.smith@cityoforlando.net | 407.440.7054

BRIAN WEBER Technology Specialist
brian.weber@cityoforlando.net | 407.440.7025

Security

ED BOYENS Security Manager
edward.boyens@cityoforlando.net | 407.440.7012

EARL BIGGETT Assistant Security Manager
Sylvester.biggett@cityoforlando.net | 407.440.7011

SECURITY COMMAND (24/7 Office)
407.440.7010

Event Services

KEVIN BROWN Booking Manager
kevin.brown@cityoforlando.net | 407.440.7041

AMANDA HORNING Senior Event Manager
amanda.horning@cityoforlando.net | 407.440.7045

TENILLE CALLAHAN Event Manager
tenille.callahan@cityoforlando.net | 407.440.7043

Marketing

KIRK WINGERSON Marketing Division Manager
kirk.wingerson@cityoforlando.net | 407.440.7024

TANYA BOWLEY Marketing and Promotions Manager
tanya.bowley@cityoforlando.net | 407.440.7020

EMMA AISTROP Marketing Coordinator
emma.aistrop@cityoforlando.net | 407.440.7044

ALEX EDWARDS Interactive Media Coordinator
alex.edwards@cityoforlando.net | 407.440.7022

Operations

CHARLES P. LEONE, JR. Operations Division Manager
charles.leone@cityoforlando.net | 407.440.7060

MIKE SENAY Operations Manager
michael.senay@cityoforlando.net | 407.440.7061

OLLIE RIVES Maintenance Manager
ollie.rives@cityoforlando.net | 407.440.7030

BRENNAN RILEY Engineering Manager
brennan.riley@cityoforlando.net | 407.440.7034



GENERAL INFORMATION

Address/Shipping Address

AMWAY CENTER

400 West Church Street
Suite 200
Orlando, FL 32801-2515

Tel: (407) 440-7000
Fax: (407) 440-7001

Directions to Amway Center

From the North:

Follow I-4W to exit 82B to Anderson Street. Turn right onto Division Street. Turn right onto West Church Street. The Amway Center will be on the right side.

From the South:

Follow I-4E to 82B for South Street on the right. Continue straight on Garland Avenue. Turn Left on West Church Street. The Amway Center will be on the left side.

From the West:

Take FL-408E (Toll Road) to exit #9 toward US-92/US-17/US-441 (Toll Road). Merge onto Carter Street. Turn left at South Orange Blossom Trail/US-17/US-92. Turn right onto West Church Street. The Amway Center will be 6 blocks down on the right side.

From the East:

Take FL-408W (Partial Toll Road) to exit #11A toward Rosalind Avenue (Toll Road). Turn left at FL-15E/East South Street. Turn right onto South Division Avenue and then right onto Church Street. The Amway Center will be on the right side.

Airports

ORLANDO EXECUTIVE AIRPORT (4 Miles)

Orlando Executive Airport is located 4 miles from the Amway Center. For your convenience, the following charter air services are located there; Sheltair Aviation and Showalter Flying Service.

Sheltair Aviation

321 North Crystal Lake Drive
Orlando, Florida, 32803

Tel: (407) 896-2799
Fax: (407) 581-5652

Driving Directions:

Amway Center to Sheltair Aviation:

1. Head east on Church Street to South Garland Avenue, (go 0.1 mi)
2. Turn left onto South Garland Avenue, (go 0.4 mi)
3. Turn right onto West Robinson Street, (go 2.2 mi)
4. Turn right onto North Crystal Lake Drive, (go 492 ft)
5. Make a U-turn, Sheltair Aviation will be on the right.

Sheltair Aviation to Amway Center:

1. Head northwest on N Crystal Lake Drive toward East Robinson Street, (go 450 ft)
2. Take the first left onto East Robinson Street, (go 2.3 mi)
3. Turn left onto North Hughey Ave, (go 0.4 mi)
4. Take the 3rd right onto West Church Street, Amway Center will be on your left.

Showalter Flying Service

400 Herndon Avenue
Orlando, Florida 32803

Tel: (407) 894-7331
Fax: (407) 894-5094

Driving Directions:

Amway Center to Showalter Flying Service:

1. Head east on Church Street to South Garland Avenue, (go 0.1 mi)
2. Turn left onto South Garland Avenue, (go 0.4 mi)
3. Turn right onto West Robinson Street, (go 2.3 mi)
4. Turn left onto Maguire Blvd, (go 0.5 mi)
5. Turn right onto East Colonial Drive, (go 0.4 mi)
6. Turn right onto Herndon Avenue, (go 0.2 mi)
7. Slight right onto Elwell Avenue to Terminal.

Showalter Flying Service to Amway Center:

1. Head north on Elwell Avenue toward Herndon Avenue, (go 203 ft)
2. Continue onto Herndon Avenue, (go 0.2 mi)
3. Turn left onto E Colonial Drive, (go 0.4 mi)
4. Turn Left onto Maguire Blvd, (go 0.5 mi)
5. Turn right onto East Robinson Street, (go 2.3 mi)
6. Turn left onto North Hughey Avenue, (go 0.4 mi)
7. Take the 3rd right onto West Church Street, Amway Center will be on your left.

ORLANDO INTERNATIONAL AIRPORT (13 Miles)

One Airport Boulevard
Orlando, FL 32837

Tel: (407) 825-2001 (General Inquiries)

Tel: (407) 825-8463 (Flight Information)

Airport Code: MCO

Airport Use: Commercial

orlandoairports.net

Driving Directions:

Amway Center to Orlando International Airport:

1. Start at 400 West Church Street going toward South Hughey Avenue, (go 0.1 mi)
2. Turn Right on South Hughey Avenue (go 0.1 mi)
3. Take ramp onto I-4 Westbound, (go 0.6 mi)
4. Take exit #82A/SR-408 onto SR-408 Eastbound toward Titusville (Toll Road), (go 4.7 mi)
5. Take exit #14 (SR-436) onto Lake Underhill Road (Toll Road), (go 0.5 mi)
6. Turn Right on South Semoran Boulevard (SR-436 South), (go 6.1 mi)
7. Continue on Airport Boulevard toward Orlando Int'l Airport, (go 0.7 mi)
8. Follow signs to terminal

Orlando International Airport to Amway Center:

1. Start going toward the Airport Exit on Airport Boulevard, (go 1.2 mi)
2. Take Left ramp onto Airport Boulevard toward Terminal B/North Exit (SR-436 Toll Road)/SR-528, (go 1.9 mi)
3. Continue on South Semoran Boulevard (SR-436 North), (go 6.1 mi)
4. Take ramp onto SR-408 (Toll Road) West toward Downtown/Orlando (Toll Road), (go 3.6 mi)

5. Take exit #11A/Rosalind Avenue/Hospital (Toll Road) (go 0.5 mi)
6. Turn Left on East South Street (SR-15 North) (go 0.5 mi)
7. Turn Right on South Garland Avenue, (go 0.1 mi)
8. Turn Left onto West Church Street, (go 0.1 mi)

For your convenience, the following charter air services are located at the Orlando International Airport.

Galaxy Aviation of Orlando (MCO)

9425 Tradeport Drive
Orlando, Florida 32827

Tel: (407) 851-8304

Fax: (407) 855-9588

Galaxy Aviation to Amway Center:

1. Head north on Tradeport Drive toward Binnacle Way (go 1.6 mi)
2. Take ramp onto FL-528 W (Partial toll road) (go 9.4 mi)
3. Keep Right at fork for I-4 E/Downtown Orlando/merge onto I-4 East (go 10.5 mi)
4. Take exit 82B for South St (go 0.7 mi)
5. Go straight to Garland Avenue (go 0.1 mi)
6. Take left onto West Church Street, Amway Center will be on your left. (go 0.1 mi)

Amway Center to Galaxy Aviation:

1. Head east on West Church Street to South Hughey Avenue (go 0.1 mi)
2. Turn right onto South Hughey Avenue to I-4 West (go 0.1 mi)
3. Enter I-4 West (go 10.8 mi)
4. Take exit 72 to merge onto FL-528 E (Partial toll Road) (go 9.3 mi)
5. Take exit 9 toward Tradeport Drive/Conway Road (go 0.2 mi)
6. Turn right onto Tradeport Drive (go 1.7 mi)
7. Make a U-Turn at Express Drive. Destination on Right. (go 0.2 mi)

Signature Flight Support

4215 Lindy Circle

Orlando, FL 32827

Tel: (407) 825-6999

Fax: (407) 856-5598

Signature Flight Support to Amway Center:

1. Head West on Lindy Circle to Binford Road (go 456 ft)
2. Take the 2nd right onto Tradeport Drive (go 2.1 mi)
3. Take the ramp to FL-528-W (Partial Toll Road) (go 9.4 mi)
4. Keep Right at fork for I-4 E/Downtown Orlando/merge onto I-4 East (go 10.5 mi)
5. Take exit 82B for South St (go 0.7 mi)
6. Go straight to Garland Avenue (go 0.1 mi)
7. Take left onto West Church Street, Amway Center will be on your left. (go 0.1 mi)

Amway Center to Signature Flight Support:

1. Head east on West Church Street to South Hughey Avenue (go 0.1 mi)
2. Turn right onto South Hughey Avenue to I-4 West (go 0.1 mi)
3. Enter I-4 West (go 10.8 mi)
4. Take exit 72 to merge onto FL-528 E (Partial toll Road) (go 9.3 mi)
5. Take exit 9 toward Tradeport Drive/Conway Road (go 0.2 mi)
6. Turn right onto Tradeport Drive (go 1.7 mi)
7. Turn left onto Lindy Circle / Destination will be on the left (go 0.2 mi)

Hospitals**ORLANDO HEALTH (1.5 Miles)**

1414 Kuhl Avenue

Orlando, FL 32806

Tel: (321) 841-5411

Tel: (321) 841-5210 (Emergency Department)

orlandohealth.com

Driving Directions:**Amway Center to Orlando Health:**

1. Start at 400 West Church Street, going toward South Division Avenue
2. Turn Left on South Division Avenue, (go 0.6 mi)
3. Turn Left on West Gore Street, (go 0.2 mi)
4. Turn Right on Lucerne Terrace, (go 0.2 mi)
5. Turn Left on West Columbia Street, (go 0.2 mi)
6. Turn Right on Kuhl Avenue, (go 0.1 mi)
7. ORMC on the Right

Orlando Health to Amway Center:

1. Start at 1414 Kuhl Avenue, going toward West Underwood Street, (go 0.1 mi)
2. Turn Left on West Columbia, (go 0.2 mi)
3. Turn Right on Lucerne Terrace, (go 0.2 mi)
4. Turn Left on West Gore Street, (go 0.2 mi)
5. Turn Right on South Division Avenue, (go 0.6 mi)
6. Turn Right on West Church Street

FLORIDA HOSPITAL – ORLANDO (3.5 Miles)

601 East Rollins Street

Orlando, FL 32803

Tel: (407) 303-5600

floridahospital.com

Driving Directions:**Amway Center to Florida Hospital:**

1. Go East on West Church Street towards South Hughey Avenue (go 0.1 mi)
2. Turn Left onto South Garland Avenue, (go 0.7 mi)
3. Merge onto I-4 East via the ramp on the Left (go 1.3 mi)
4. Take Princeton Street exit, exit #85 (go 0.2 mi)
5. Turn Right onto East Princeton Street ST/FL 438 (go 0.3 mi)
6. Turn Left onto Bedford Road (go 0.1 mi)
7. End at 601 East Rollins Street

Florida Hospital to Amway Center:

1. Start at 601 Rollins Street, going toward Bedford Road
2. Turn Left onto Bedford Road, (go 0.1 mi)
3. Turn Right onto East Princeton Street, (go 0.4 mi)
4. Turn Left to take ramp onto I-4 Westbound, (go 2.1 mi)
5. Take exit 82 to Anderson Street.
6. Turn right onto Anderson Street (0.1 mi).
7. Turn right onto Division Avenue (0.2 mi)
8. Turn right onto West Church Street.

Hotels

GRAND BOHEMIAN HOTEL (0.5 Miles)

325 South Orange Avenue
Orlando, FL 32801

Tel: (407) 313-9000
Toll Free: (888) 213-9110
grandbohemianhotel.com

ALOFT ORLANDO DOWNTOWN (0.5 Miles)

500 South Orange Avenue
Orlando, FL 32801

Tel: (407) 380-3500
Toll Free: (877) 462-5638
Fax: (407) 380-3600
starwoodhotels.com

EMBASSY SUITES ORLANDO-DOWNTOWN (0.6 Miles)

191 East Pine Street
Orlando, FL 32801

Tel: (407) 841-1000
embassysuitesorlandohotel.com

RESIDENCE INN ORLANDO DOWNTOWN (1.2 Miles)

680 N. Orange Avenue
Orlando, FL 32801

Tel: (407) 482-1500
marriott.com

CROWNE PLAZA ORLANDO DOWNTOWN (0.9 Miles)

304 West Colonial Drive
Orlando, FL 32801

Tel: (407) 843-8700
ichotelsgroup.com

COURTYARD BY MARRIOTT ORLANDO DOWNTOWN (1.6 Miles)

730 North Magnolia Avenue
Orlando, FL 32803

Tel: (407) 996-1000
Toll Free: (800) MARRIOTT
orlandocourtyarddowntown.com

DOUBLETREE BY HILTON ORLANDO DOWNTOWN (1.9 Miles)

60 South Ivanhoe Boulevard
Orlando, FL 32804

Tel: (407) 425-4455
doubletree1.hilton.com

COMFORT SUITES – DOWNTOWN ORLANDO (3.3 Miles)

2416 North Orange Avenue
Orlando, FL 32804

Tel: (407) 228-4007 (Main)
orlandocomfortsuites.com

For additional hotel listings outside of downtown,
please visit Visit Orlando at visitorlando.com

CVB

VISIT ORLANDO

6277 Sea Harbour Drive
Suite 400
Orlando, FL 32821

Tel: (407) 363-5872
Toll Free: (800) 972-3304
visitorlando.com

Visit Orlando is the only officially recognized sales and marketing organization for the Orlando and Orange County area. Chartered in 1983 as a private not-for-profit organization, Visit Orlando represents more than 1,450 private businesses that make up the area's tourism industry. Visit Orlando is dedicated to promoting the area as one of America's great vacation and meeting destinations and providing comprehensive, unbiased information to all travelers.

Event Level Function Spaces

ROOM NAME	SQ. FEET	SHOWERS	RESTROOMS	DIST. TO END STAGE
Production Office 1	304			140 Ft.
Production Office 2	273			146 Ft.
Conference Room	472			130 Ft.
Green Room	982	X	X	143 Ft.
Star Dressing Room 1*	260	X	X	200 Ft.
Star Dressing Room 2*	354	X	X	220 Ft.
Star Dressing Room 3	312	X	X	200 Ft.
Star Dressing Room 4	257	X	X	215 Ft.
Star Dressing Room 5	260	X	X	143 Ft.
Star Dressing Room 6	256	X	X	95 Ft.
Official Locker Room 1	135	X	X	245 Ft.
Official Locker Room 2	157	X	X	245 Ft.
Officials Lounge	217			227 Ft.
Auxiliary Locker Room 1	1017	X	X	310 Ft.
Auxiliary Locker Room 2	847	X	X	255 Ft.
Auxiliary Locker Room 3	2819	X	X	90 Ft.
Auxiliary Locker Room 4	1785	X	X	420 Ft.
Press Support**	1400			185 Ft.
Press Workroom**	850			220 Ft.

* Rooms can be combined

** Rooms can be combined

Rooms subject to availability.

This detailed floor plan illustrates the backstage area of the Sydney Opera House, featuring a variety of rooms and functional spaces. The layout includes:

- Green Room**: A large room on the left side, adjacent to the **Conf. Room** and **Prod Ofc**.
- Prod Ofc**: Two rooms located near the top left, used for production offices.
- Truck Docks**: Located at the top center, with an arrow pointing to the entrance.
- Stage Right**: Indicated by an arrow pointing to the right side of the plan.
- SR #1 through SR #6**: Six rooms labeled "SR" (Stage Room) distributed across the central and right portions of the plan.
- Coach's LR**: A room labeled "Coach's LR" (Coach's Lounge) located near the center.
- Locker Room 3, 4, and 5**: Three rooms labeled "LOCKER ROOM" located in the lower central and right areas.
- Weight Room**: A room labeled "Weight Room" located on the right side.
- Official Lounge**: A room labeled "Official Lounge" located in the lower left area.
- Ofc LR**: A room labeled "Ofc LR" (Office Lounge) located near the center.
- LR #1 through LR #4**: Four rooms labeled "LR" (Lounge Room) located in the lower left and center areas.
- Public/Chair Carts**: Indicated by an arrow pointing to the bottom right corner.
- Down Stage Right**: Indicated by an arrow pointing to the bottom center area.

Amenities

OFFICIALS LOUNGE // Officials' Locker Rooms share a common lounge.

AUXILIARY LOCKER ROOM 1 // Includes coaches office, training room and lockers.

AUXILIARY LOCKER ROOM 2 // Includes coaches office, training room and lockers.

AUXILIARY LOCKER ROOM 3 // Includes coaches office, coaches lockers, recreational room, training room and lockers.

AUXILIARY LOCKER ROOM 4 // Includes changing room, locker room and training room.

PRESS SUPPORT // Concert Catering Room.

Wireless Access: Amway Center is equipped with phone and data capabilities.

Freight Elevator

Freight Elevator // (1) 15,000 lb

Dimensions // 9'4"W x 23'10"D x 10'H

Access Door // 9'W x 10'H

Load In Information

LOAD IN / LOAD OUT // The Amway Center loading dock area is located at 400 South Street between Hughey Avenue and Division Avenue. South Street is the next major street to the south of Church Street.

DOCKS AVAILABLE // 5 during load in / 6 during load out. All Loading Docks can be closed while trucks are parked within loading dock.

LOADING DOCK ENTRANCE // Located on South Street (South) between Hughey Avenue (East) and Division Avenue (West).

DOCK POWER // Refer to "Electrical Show Power" section on Pages 12 and 13.

DOCK LEVELER // Available at each dock.

SCOREBOARD TRIM/CLEARANCE HEIGHT // 72'H

LOADING DOCK TRUCK DOOR // 8'W x 12'H

ZAMBONI ROLL-UP ACCESS CLEARANCE // 16'W x 14'H

DRIVE IN RAMP CLEARANCE // 18'W x 18'H

Floor Access from Loading Dock Area (Closest to Security Office). During events, this ramp must remain clear for emergency vehicles.

VOMITORY CLEARANCE // 8'H"

TRUCKS/BUSES PARKED AT ONE TIME // 5 in the dock, with additional parking in the GEICO Garage across South Street.

OVERFLOW PARKING // The GEICO Garage is located on South Street across from the loading docks. The GEICO Garage provides additional parking for up to 25 buses or trucks on first floor, East side.

PUSH FROM LOADING DOCK #2 TO FLOOR // 55'

Concourse Elevation

LEVEL	HEIGHT
Event Floor	0'
Mezzanine (ADA)	16'-1"
IOA Founders Level	25'-1"
Terrace Level (100 Level)	38'-6"
Chase Club Level	56'-2"
Promenade (200 Level)	71'-6"
Last Row of Seating on Promenade Level	95'-8"
Sky	91'-11"
Press	101'-9"
Low Steel	103'
Roof	140'



BOOKING PROCEDURES

Booking Contacts

KEVIN BROWN kevin.brown@cityoforlando.net
407.440.7040

Calendar of Events

The Amway Center maintains an official event calendar for the booking of all available areas within the Amway Center. The public calendar found on our Web site is not the booking calendar. Please contact the Booking Manager for tentative open dates for your upcoming event. Clients interested in holding dates for upcoming events are required to complete an Event Request Form.

Event Request Form

Please contact the Booking Manager for an Event Request Form.

Contract Execution

The Amway Center will prepare a written contract to be signed by the client. All terms are subject to change until the contract has been signed and fully executed by both parties. Any additions made to the contract should be in writing and signed by both parties.

Deposits

In addition to the rental contract, events may be required to provide a rental deposit. If tickets sales are not adequate to cover building expenses, the client may be required to make additional deposits prior to event date.

If deposits are not made by the agreed upon date, the event is subject to cancellation and deposit forfeited.

Insurance & Indemnification Requirements

Amway Center requires all clients to obtain their own insurance stating City of Orlando as Additional Insured. If insurance is not obtained by the client within 7 business days prior to event, event is subject to cancellation.

Bodily Injury* – \$1,000,000

Property Damage – \$1,000,000

Additional Insured – City of Orlando

* Injury to, or death of one or more persons as a result of any one occurrence.

Settlement

At the conclusion of the event, the client is responsible to settle all outstanding expenses and contractual fees.

At settlement, the client will be presented with proof of expenses acquired during client's events. (Example: Advertisement Expenses, Box Office Reports, Catering, Rent Balance, Taxes, Ticketing Expenses, Reimbursable Expenses, etc.)



ELECTRICAL SHOW POWER

LOCATION	AMPS	PHASE	VOLTS
Upstage Left	(3) 400	3	120/208 ⁽¹⁾
	(2) 200	3	120/208 ⁽¹⁾
	(2) 200	3	120/208 – Isolated ⁽²⁾
	(1) 400	3	120/208 – Isolated ⁽²⁾
Upstage Right	(3) 400	3	120/208 ⁽³⁾
	(2) 200	3	120/208 ⁽³⁾
	(2) 200	3	120/208 – Isolated ⁽⁴⁾
	(1) 400	3	120/208 – Isolated ⁽⁴⁾
Arena North Floor	(2) 200	3	120/208 ⁽⁵⁾
	(1) 125	3	120/208 – Isolated ⁽⁵⁾
Downstage Right Vom	(2) 200	3	120/208 ⁽³⁾
Downstage Left Vom	(2) 200	3	120/208 ⁽¹⁾
Loading Dock	(6) 200	3	120/208 ⁽¹⁾
	(6) 200	3	120/208 ⁽³⁾
GEICO Garage	(1) 200	3	120/208 – Located on 1 st Floor (Truck/Bus Staging)
	(1) 200	3	120/208 – Located on 8 th Floor
Plaza – Fan Fest Plaza (NW Corner, Outside on Church Street)	(1) 400	3	120/208 ⁽⁵⁾
Player Garage	(8) 200	3	120/208 ⁽¹⁾
	(2) 50	3	120/208 ⁽¹⁾

SHOW POWER DISTRIBUTION AND TRANSFORMER SERVICES

⁽¹⁾ Power is serviced by a 500 kVA Transformer = 1387 amps, 3-phase.

⁽²⁾ Power is serviced by a 225 kVA Transformer = 624 amps (Isolated).

⁽³⁾ Power is serviced by a 500 kVA Transformer = 1387 amps, 3-phase.

⁽⁴⁾ Power is serviced by a 225 kVA Transformer = 624 amps (Isolated).

⁽⁵⁾ Power is serviced by a 500 kVA Transformer = 1387 amps, 3-phase.

200 Level Vom:
L15-30amp

CATWALK (with cams):
200amps, 3-ph, 120/208,
each on own 112kVA
Transformer

CATWALK:
(5) 200amps,
3-ph, 277/480

SKYTRACKER:
(Hughey & South)
(1) 200amps 3-ph, 120/208

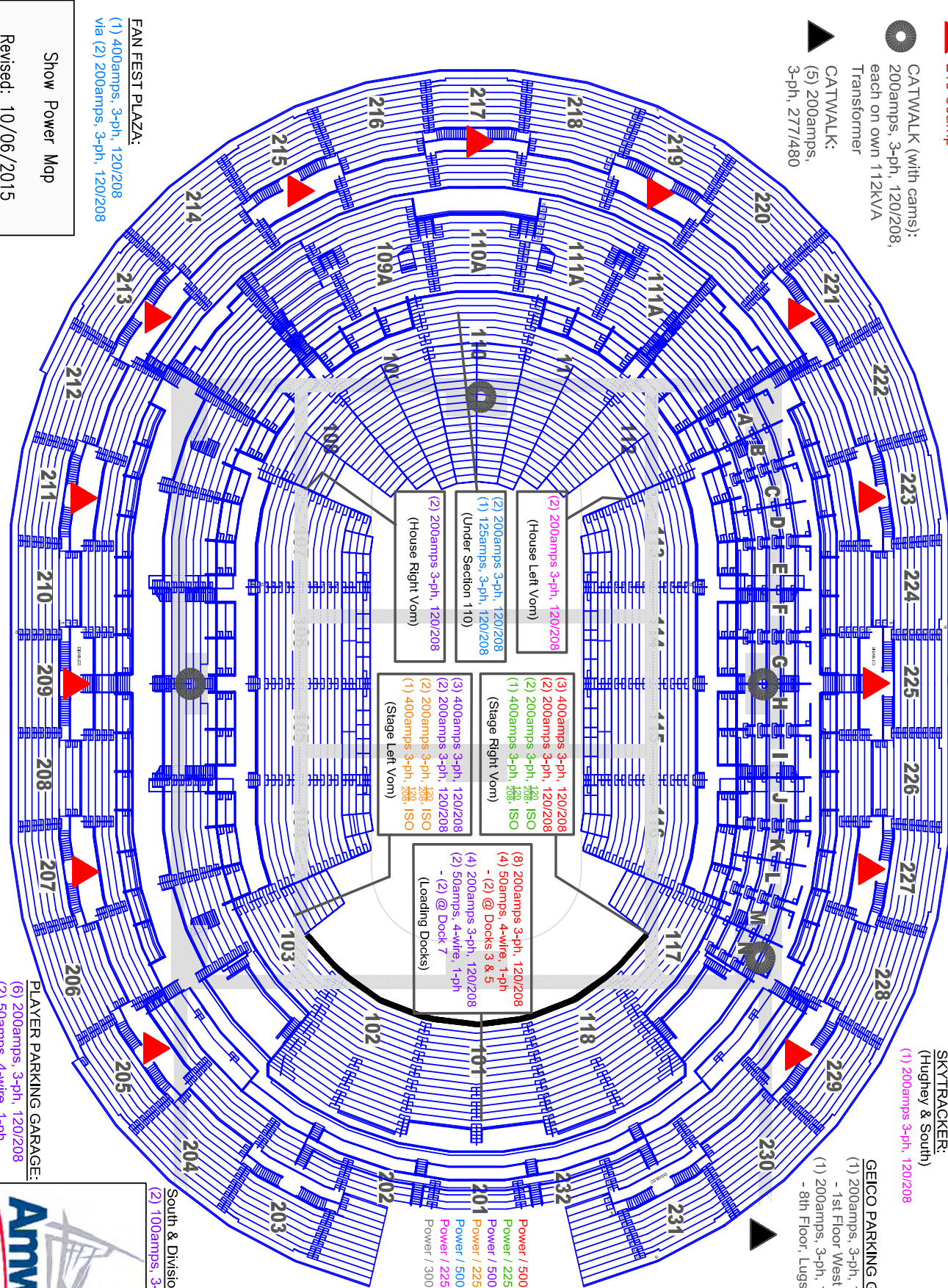
GEICO PARKING GARAGE:
(1) 200amps, 3-ph, 120/208
- 1st Floor West (Truck Parkin
(1) 200amps, 3-ph, 120/208,
- 8th Floor, Lugs

Power / 500 kVA Transform
Power / 225 kVA Transform
Power / 500 kVA Transform
Power / 225 kVA Transform
Power / 500 kVA Transform
Power / 300 kVA Transform

South & Division:
(2) 100amps, 3-ph, 120/208

PLAYER PARKING GARAGE:
(6) 200amps, 3-ph, 120/208
(2) 50amps, 4-wire, 1-ph
(2) 200amps, 3-ph, 120/208

All services are subject to availability.



FAN FEST PLAZA:
(1) 400amps, 3-ph, 120/208
via (2) 200amps, 3-ph, 120/208

Show Power Map

Revised: 10/06/2015





EQUIPMENT

STAGERIGHT STAGING

- Heights range from 48" to 72"
- Skirted Stage
- Extra Staging Available

STAGERIGHT BARRICADE

- 120' of Mesh Barricade CC-500 V2 4' Wide, 56" Deep, with step extensions
- Includes (2) Corner Wedge Plates, (2) Thrust Assembly Inside Corner, (2) Thrust Assembly Outside Corner Left, (2) Thrust Assembly Outside Corner Right

RISERS // 8" to 24" High

EASELS // (15) Easels (Aluminum)

ADA LIFT

- Ascension Vertuoso 5460P Lift
- Reaches 60"
- Platform Size: 36" x 54" with 43"H sidewalls
- Lifting capacity of 750 pounds

FORKLIFTS

 // Total of 3

- (1) Komatsu 4' (48")
- (1) Komatsu 6' (72")
- Maximum Fork Height – 189"
- Overall Lowered Height – 84.5"
- Free Lift – 36.4" with standard Load Backrest
- Base Model Lifting Capacity – 5,000 pounds @ 24" load center
- Actual Capacity – 4,500 pounds @ 24" load center to 189" MFH

PALLET JACKS (MANUAL) // Total of 2 // 2 manual Bishamon jacks with 5,500 pounds capacity

BIKE RACK // Total of 90 // 8 Foot Sections

TENSA BARRIERS // Total of 90 – Black Satin "Slimline" 7.6' per post

SCISSOR LIFTS // Total of 1 – Electric Skyjack 20' max height

TABLE CLOTHS

 // Total of 120*

- 25 skirts, 4 sided, Black, 96" x 30" x 30"
- 25 skirts, 4 sided, Royal Blue, 96" x 30" x 30"

TABLE CLOTHS (ROUND)

 // Total of 30*

- 30 skirts, Royal Blue, 3 sided, 96" x 30" x 30"

CONCERT SEATS

- 2050 Folding Chairs
- 200 Companion Seats

PIPE & DRAPE // 100 ft. of 8' Black Drape

WHITE BOARDS // (4) Rolling White Boards

* All equipment quantities are approximate and subject to availability.

Technical Equipment

ASSISTED LISTENING DEVICES // Total of 50

Listen Technology Corporation with 57 band channel width and an LCD Display Screen

CHAIN HOIST // (8) 120 Chain, 1 Ton Capacity

HOUSE CURTAINS

Blackout Curtains

- Vom Curtains
- Upstage backdrop drape
- Upper Bowl Curtains – Can Close off Entire Upper Bowl Seating (12 Sections, can be Individually lowered. Refer to red lines on Bowl Map on page 28).

WIRELESS MICROPHONE PACKAGE

- (8) Shure UR24D/Beta58 Receiver and Handheld Mic
- (2) Shure UR1 Body Pack Transmitter and WL185 Microphone

MIXER

- YamahaM7CL 48 Channel

PRODUCTION PHONE LINES/DATA

Contact Event Manager

SPOTLIGHTS // Total of 16 – 65 Pound Super Trouper

- Long Throw 2.0 Kw Follow Spot
- 4 spotlights live in corner baskets

PODIUMS // (8) Stand Alone Podiums

HOUSE SOUND CLUSTER // 6 Array consisting of:

- (4) Meyer Sound M3D Subs
- (11) Meyer Sound MILO Cabinets

Additional Sound

- 24 UP1 in catwalk
- (8) UP1 under scoreboard
- (1) Yamaha M748CC

Sporting Equipment

ARENA FOOTBALL

Football Artificial Turf Field // Total of 1

- (1) Actglobal Model #N40M Dual colored mono filament
- Goals Included

POWER EDGER // Total of 2 // Propane powered

DANCE // Portable Dance Floor – Total of 1

- (1) Sico Inc. floor
- Total size of floor is 30 x 30 feet
- 3' x 3' panels
- Natural Oak Parquet

HOCKEY

Zamboni // Total of 2

- Propane power
- Ice re-surfacer

Hockey Goals // (2) Red Athletica, 4' x 6'

ICE FLOOR DECKING // (1) Lightweight Athletics (1" x 4' x 8' panels)

SKATE MATTING // Total of 6

- (6) Skate-spike resistant matting
- 3' x 75'

LACROSSE

Lacrosse Goal Sets // Total of 1 – (1 set) Jaypro Sports Equipment Model #LG50

Lacrosse Goal Nets // Jaypro Sports Equipment Model #LGND40

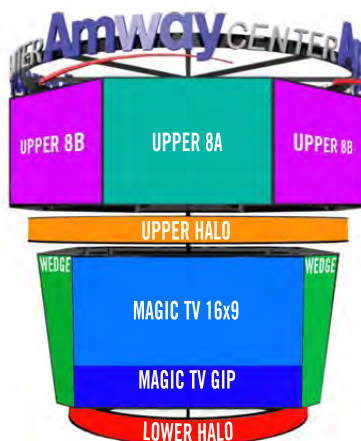
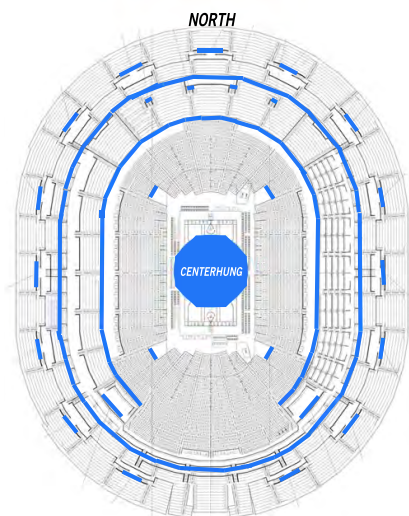
SOCCER // Soccer Artificial Turf Field – Total of 1

- (1) Actglobal Model #N40M Dual colored monofilament
- Interchangeable with Soccer Field

* All equipment is subject to availability.



LED CONTENT CREATION GUIDE



DAVID STORM

Director of Broadcast Production and Services

Office: 407.916.2702

Cell: 859.380.7619

dstorm@orlandomagic.com

For information on uploading files, please contact dstorm@orlandomagic.com

NON-MAGIC EVENTS VERSION 1.4_02-28-11

VIDEO DISPLAYS	RESOLUTION	COMPATIBLE FILE FORMAT
CENTERHUNG		
Upper 8A (4)	760W x 600H	RGB 30fps Uncompressed AVI
Upper 8B (4)	760W x 600H	RGB 30fps Uncompressed AVI
Upper Halo	6080W x 120H	RGB 30fps Uncompressed AVI
Wedges (4)	280W x 840H	RGB 30fps Uncompressed AVI
Magic TV 16x9	1280W x 720H	XDCam50 422 720P HD Video
Magic TV GIP	1120W x 212H	RGB 30fps Uncompressed AVI
Magic TV Full	1120W x 840H	RGB 30fps Uncompressed AVI
Lower Halo	4360W x 120H	RGB 30fps Uncompressed AVI
RIBBON BOARDS		
Courtside Voms (4)	192W x 36H	RGB 30fps Uncompressed AVI
Courtside (1)	1480W x 120H	RGB 30fps Uncompressed AVI
270° (1)	10,272W x 36H	RGB 30fps Uncompressed AVI
Sponsor Decks	576W x 36H	RGB 30fps Uncompressed AVI
Club Voms (4)	72W x 18H	RGB 30fps Uncompressed AVI
360° (1)	16,176 x 36H	RGB 30fps Uncompressed AVI
Prom Voms	120W x 36H	RGB 30fps Uncompressed AVI
East/West Voms	144W x 36H	RGB 30fps Uncompressed AVI

NOTES

- Content created for the 360° must contain 12 pixels of non-display black on the far left.
- Content created for the 360°, Lower and Upper Halo must have seamless edges (left and right).
- Video created for Magic TV must be HD 16x9 for optimal playback. Full Video on Magic TV displays roughly 4x3 without the Magic TV GIP window.
- Animations for all displays besides 16x9 Magic TV must be RGB, 72dpi, 30 fps Uncompressed AVI files. Still images may be JPEG or PSD format. No other file formats will be accepted.
- All content delivered must include traffic instruction.
- 16x9 Magic TV displays 720p HD content. Optimal digital content is XDCAM50 422 720p60. Tape formats accepted are: Sony HDCam, DVCProHD, XDCam, Blue-Ray, DigiBSP, Sony SX.
- If your event requires half or two-thirds of the arena or a GIP scoring area on the 360, please use 6420 X 36 mirrors on the 360°.
- The GIP (Game in Progress) scoring area on the 360° is 1662 X 36.
- Content created for the Wedges display in a trapezoid with a top width of 280 pixels and the bottom roughly 100 pixels. This is your title safe area.
- Courtside display is only available for Magic NBA Games unless otherwise arranged.



RADIO FREQUENCIES

Amway Center Fixed Radio Frequencies

FREQUENCY	DESCRIPTION	LOCATION	BRAND/MODEL	TURNED OFF BY REQUEST
216.225	Assisted Listening	Catwalk Center	Listen Tech	No
451.350	Arena 2-way Radios	Building wide	Motorola	No
453.000	Arena 2-way Radios	Building wide	Motorola	No
456.325	Arena 2-way Radios	Building wide	Motorola	No
458.000	Arena 2-way Radios	Building wide	Motorola	No
463.237	Arena 2-way Radios	Building wide	Motorola	No
463.487	Arena 2-way Radios	Building wide	Motorola	No
464.862	Arena 2-way Radios	Building wide	Motorola	No
467.375	Arena 2-way Radios	Building wide	Motorola	No
468.237	Arena 2-way Radios	Building wide	Motorola	No
468.487	Arena 2-way Radios	Building wide	Motorola	No
470.000	Wireless Camera CCU #1	Control Room	Sony	Yes
473.000	Wireless Camera CCU #2	Control Room	Sony	Yes
564.000	Magic Broadcast Microphone	Varies	Sennheiser G3	No
576.475	Magic Broadcast Microphone	Varies	Sennheiser G3	No
1880-1930	Amway Wireless Coms	Entire Bowl	Clear Com Free Speak II	Yes
2425.000	HVAC Wireless Thermostat			No
2450.000	HVAC Wireless Thermostat			No
2475.000	HVAC Wireless Thermostat			No
6437.500	Wireless Camera LINK #1	Control Room	Sony	Yes
6512.500	Wireless Camera LINK #2	Control Room	Sony	Yes



FOOD & BEVERAGE/CATERING

Orlando Foodservice Partners (d/b/a Levy Restaurants) is the exclusive in-house supplier for all Food & Beverage purposes at the Amway Center. Their staff of experienced event planners oversees the details of each event, including menu planning. For additional information regarding catering services, please contact a catering sales manager or visit their website at levyrestaurants.com.

ERIN BRAUN Senior Catering Manager
ebraun@levyrestaurants.com | 407.440.7085

Hospitality Spaces

LEVEL	ROOM TITLE	SF	CAPACITY**
EVENT	Disney Atrium	7,332	1,000
	Fields Ultimate Lounge	12,140	600
IOA FOUNDERS *	IOA Hospitality Room Red	906	57
	IOA Hospitality Room White	1,054	65
	IOA Hospitality Room Blue	900	58
TERRACE	'Ronas & 'Ritas	6,310	388
	Bud Light Baseline Bar	8,100	550
	Coors Light Mountain Bar	330	95
CHASE CLUB	FanDuel Sports Zone	14,200	500
	Jernigan's Restaurant	15,578	311
	Jernigan's Banquet Room	1,324	253
PROMENADE	Tower Room	3,400	253
	O-Zone	2,600	200
SKY***	ONE80 Lounge	4,435	360

* Total square footage is 2,860. Total room capacity is 180. Rooms can be partitioned into 2 or 3 rooms.

** Capacity is based on an empty room. Capacity may decrease based upon room setup.

*** One80 Lounge is operated by Church Street Entertainment. 407.649.4270, <http://www.cseorlando.com>



LABOR RATES

Description	Rate/Hr:	Contractor:
OPD, Lt.	\$58.00	OPD
OPD, Captain	\$60.00	OPD
OPD, Ofc	\$46.00	OPD
OPD, Sgt.	\$52.00	OPD
Dispatcher	\$32.00	OPD
CSO	\$32.00	OPD
EMT	\$40.00	OFD
EMT - Supervisor	\$49.00	OFD
Uniform Security	\$21.00	In-House
Uniform Security - Supervisor	\$23.00	In-House
Peer Security	\$21.00	Andy Frain
Peer Security - Supervisor	\$23.00	Andy Frain
Peer Security Co-Ordinator	\$27.00	Andy Frain
Ticket Seller	\$16.50	Orlando Magic
Ticket Seller Supervisor	\$20.00	Orlando Magic
Box Office Manager	\$25.00	Orlando Magic
Ticket Taker/Door Guard	\$16.50	Andy Frain
Ticket Taker/Door Guard - Supervisor	\$20.00	Andy Frain
Guest Relations	\$16.50	Andy Frain
Usher	\$16.50	Andy Frain
Usher - Supervisor	\$20.00	Andy Frain
Head Usher	\$26.00	Andy Frain
Switchboard Operator	\$15.00	In-House
Porters & Matrons	\$15.50	Owens Facilities
Porters & Matrons - Supervisor	\$21.00	Owens Facilities
Traffic Engineering	Varies	City of Orlando
Operations Labor	\$15.00	In-House
Operations Crew Leader	\$20.00	In-House
Electrician	\$30.00	In-House
House Lights	\$28.00	In-House
Producer	\$65.00	Orlando Magic
Director/TD	\$65.00	Orlando Magic
Digital Signage Manager	\$50.00	Orlando Magic
LED Systems Manager	\$40.00	Orlando Magic
EIC/Tech Supervisor	\$50.00	Orlando Magic
Technical Director	\$65.00	Orlando Magic
A1 - Audio FOH Mixer	\$48.00	Orlando Magic
Video Shader/Engineer	\$38.00	Orlando Magic
Audio Tech	\$35.00	Orlando Magic
A/V Tech	\$35.00	Orlando Magic
Replay Operator (Chief)	\$50.00	Orlando Magic
G7GFX Operator	\$52.00	Orlando Magic
G7GFX Operator (Stats)	\$45.00	Orlando Magic
Text Message Operator	\$20.00	Orlando Magic
Camera Operator	\$38.00	Orlando Magic
Grip/Utility	\$25.00	Orlando Magic
LED Operator	\$35.00	Orlando Magic
Digital Signage Operator	\$35.00	Orlando Magic
Spotlight Operators	\$25.00	Orlando Magic
Moving Lights Operator	\$52.00	Orlando Magic
Clock Operator	\$25.00	Orlando Magic
Scoreboard Operator	\$25.00	Orlando Magic
Stats Operator	\$38.00	Orlando Magic

In-House Equipment, Description:	Rate:
Follow Spot (each)	\$150.00
Center Hung Video Board	\$1,000.00
LED Ribbon Boards (270 & 360 Rings)	\$1,000.00
Arena Sound System / Line Arrays	\$1,000.00
Geni Lift	\$20.00
Phone	\$75.00
Forklift (house)	\$150.00
Utilities	Varies
Internet Service	\$300.00
Internet Data Line	\$200.00
Video Cabling Package (Home)	\$250.00
Video Cabling Package (Visiting)	\$500.00
Wireless Hand Held Microphone (ea)	\$35.00
Portable Sound System Rental (ea)	\$150.00
Microphone (ea)	\$35.00
TV Rental (ea)	\$50.00
Blu-Ray DVD Player (ea)	\$50.00
DVD Recorder (ea)	\$110.00
Riser (ea)	\$10.00
Stage	\$500.00
Stage Barricade	\$300.00
Towel, Bath (ea) [white]	\$3.00
Towel, Hand (ea) [black]	\$4.00
Ambulance (per hour)	\$100.00
Gases (CO2, Dry Ice, Propane, etc.)	Varies
Fire Extinguishers	Varies
Copier Rental	Varies
Tablecloths for 8'x30" Tables (ea)	\$5.00
Portable Toilets	Varies
Camera Rental	Varies
Feedback Eliminator (ea)	\$35.00
Press Multibox (up to 18 outputs) (ea)	\$75.00
Table (ea)	\$6.00
Furniture Rental (per set)	\$125.00
LCD Projector with Screen (ea)	\$300.00
ClearCom	\$150.00
Sports Lights (per hour)	\$150.00
Scan Converter (ea)	\$200.00
AC Changeover/Conversion Fee	\$3,750.00
AC 1,000 - 2,000 ppl, Clean-Up / Daily	\$4,295.00
AC 2,001 - 5,000 ppl, Clean-Up / Daily	\$5,697.00
AC 5,001 - 7,500 ppl, Clean-Up / Daily	\$7,094.00
AC 7,501 - 10,000 ppl, Clean-Up / Daily	\$7,373.00
AC 10,001 - 12,500 ppl, Clean-Up / Daily	\$7,729.00
AC 12,501 - 15,000 ppl, Clean-Up / Daily	\$7,911.00
AC 15,001 - 18,500 ppl, Clean-Up / Daily	\$8,459.00
AC 18,501 - 20,000 ppl, Clean-Up / Daily	\$8,874.00
K9 Unit (Handler & Dog) - 4 hr minimum	\$224.00
Confetti Cleanup	Varies
Production Runner	\$200.00
Catering Runner	\$200.00
Catering Runner Pre-shop	\$175.00
Catering Assistants	\$175.00

Notes:

- Rates are current as of September 26, 2017. Rates, Vendors, and Equipment availability are subject to change.
- Equipment and services are subject to applicable sales tax (currently 6.5%)
- Labor is billed at a 4 hour minimum. Reflected rates do not include applicable overtime or holiday rates.
- Additional equipment and services may be available upon request at their applicable rates.



The Amway Center offers full-service marketing and communications to support your event. We can provide comprehensive marketing plans, media buying, promotions and/or provide you with recommendations and media contacts. We are committed to supporting promoters and presenters with the most professional, knowledgeable and effective event marketing to ensure a successful event.

Advertising expenses are due at event settlement, unless prior arrangements have been made. Advertising settlement will include all support documentation of advertising placed.

As one of North America's most technologically superior arenas, the Amway Center employs the industry's finest digital resources reaching the masses. Your event will receive significant exposure through the available resources outlined below.

INTERACTIVE MEDIA

WEBSITE

AmwayCenter.com

SOCIAL MEDIA

Facebook

Twitter

Instagram

YouTube

Pinterest

EMAIL

Venue databases

Orlando Magic

Orlando Solar Bears

PRINT MEDIA

Orlando Weekly inclusion

Printed monthly calendars

IN-GAME OPPORTUNITIES

Orlando Magic

Orlando Solar Bears

MEDIA RELATIONS

Press release & media advisory distribution

Media coordination

Other media opportunities upon request

DIGITAL TECHNOLOGY

EXTERIOR

Prosticks

Faces Interstate 4 for optimal visuals

1032 x 896

Townnose

Faces Interstate 4 and primary pedestrian path-of-travel

2040 x 192

BOX OFFICE

Faces primary pedestrian path-of-travel

2040 x 192

INTERIOR

Clubs, Concourses, Restaurant and Suites

Full-Commercial Placement (FCP)

Integrated Commercial Placement (ICP)

Vertical Commercial Placement (VCP)

INNER-BOWL LED

360° / wraps around the lower portion of the upper bowl

270° / wraps around upper portion of the lower bowl

VIDEOBOARD

TV spot display

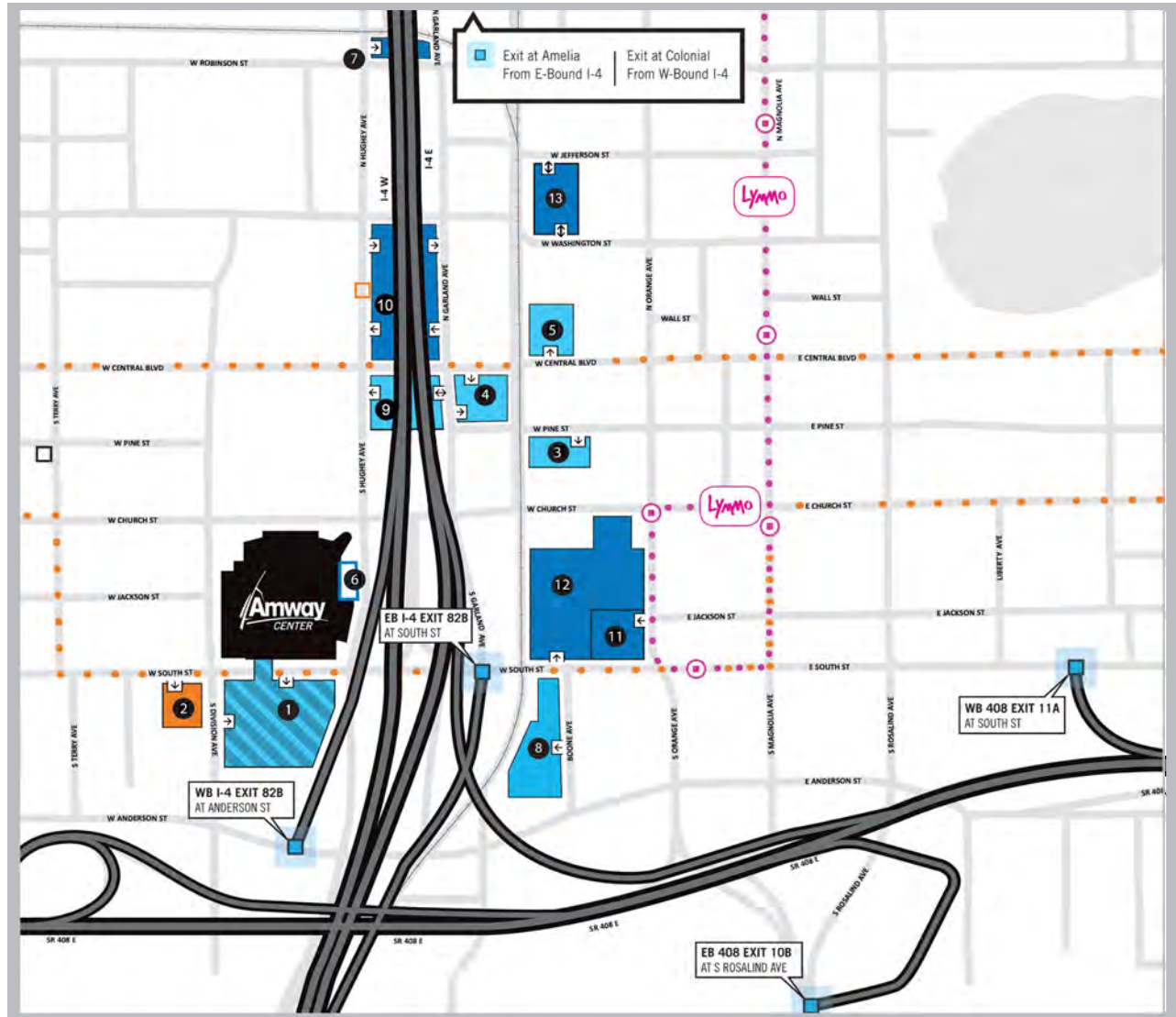
Pre-game

Half-time / Intermission

Post-game



PARKING OPTIONS



\$20 Parking – Magic season ticket holder prepaid, reserved parking available for purchase. Purchase at ticketmaster.com

\$10 Parking – Magic season ticket holder prepaid, reserved parking available for purchase. Purchase at cityoforlando.net/parking

\$10 – General public paid parking*

Variable Parking - Prices range from \$10 - \$20

Key Highway Exit Points

Garage Entrances/Exits

PARKING GARAGE / LOT

PARKING SPACES

ADA ACCESSIBLE SPACES

1	GEICO Garage	1876	30
2	Gold Lot	47	1
3	55 West Garage	300	9
4	Garland Ave Lot	75	6
5	Central Blvd Garage	300	9
6	Blue Lot	23	2
7	Robinson Lot	22	2
8	City Commons Garage*	2176	36
9	North Lot 9 (under I-4)	50	0
10	Lot 10 (under I-4)	200	10
11	Lincoln Plaza Garage*	2176	9
12	SunTrust Center Garage*	1041	25
13	Jefferson Street Garage*	1045	23

Special Permits Needed

Special permit applications for the following activities shall be made to the City of Orlando Fire Department within 10 business days prior to the event.

- Display and operation of any unusual electrical, mechanical or chemical device, which may present a hazard. The device, its application and the operation itself, must be approved by the City of Orlando Fire Department.
- Display or operation of any heater, barbeque, open flame, candles, lamps, torches, etc.
- Use or storage of flammable liquids, compressed gases or dangerous chemicals, as determined by the Fire Marshal.
- Any pyrotechnics, fireworks or special effects display or process.
- Any unusual use of a motorized vehicle inside a structure.
- Any special cooking requirements. This includes cooking inside of convention areas, locker rooms or areas where cooking is not normally done.
- Tents in excess of 100 sq. feet (10x10) erected inside and/or outside the host facility. A separate permit may also be required by the City of Orlando Permitting Department.

Permitting forms are available on the City of Orlando Web site, www.cityoforlando.net/permits, or in person at:

Permitting Services Division

City Hall, First Floor
400 South Orange Avenue
P.O. Box 4990
Orlando, FL 32802-4990

Phone: (407) 246-2271
Fax: (407) 246-3420

Fire Marshal Contact

ORLANDO FIRE DEPARTMENT

City Hall, 7th Floor
400 South Orange Avenue
P.O. Box 2846
Orlando, FL 32802-4990

Phone: (407) 246-2386
Fax: (407) 246-2512

Fire Lanes and Fire Protection Equipment

- a. Booth displays, signs, etc., shall not block or obstruct any fire hose, fire extinguishers, fire alarm pull stations or any other fire protection appliance inside of a building.
- b. No fire department equipment outside of the building shall be obstructed or blocked in any way. This includes sprinkler system valves, standpipes, hydrants, fire command rooms or any item, location or device designated for protection use.
- c. No vehicles shall be parked in fire lanes outside of building.

Rigging Load Criteria

The following defines the acceptable loading criteria applicable to all rigging loads hung from the rigging beams and truss bottom chords for the arena.

Please contact an event manager for rigging plot or for additional information.

1. All rigging loads shall be suspended only from the members indicated on the rigging load plans herein. Other framing members such as roof joists, roof beams, trusses, support beams (except as allowed by note below) shall not be used for the support of rigging loads.
2. The maximum working load supported by a rigging beam segment or truss bottom chord segment marker [5] shall not exceed 5,000 pounds. This load may be a single point or a combination of loads acting anywhere along the member, as long as the total load on the segment does not exceed 5,000 pounds. See the note below for limit on total applied rigging grid load.
3. The maximum working load supported by a rigging beam segment or truss bottom chord segment marker [8] shall not exceed 8,000 pounds. This load may be a single point or a combination of loads acting anywhere along the member, as long as the total load on the segment does not exceed 8,000 pounds. See the note below for limit on total applied rigging grid load.
4. The maximum working load supported by a rigging beam segment or truss bottom chord segment marker [10] shall not exceed 10,000 pounds. This load may be a single point or a combination of loads acting anywhere along the member, as long as the total load on the segment does not exceed 10,000 pounds. See the note below for limit on total applied rigging grid load.
5. The maximum working load supported by a rigging beam segment or truss bottom chord segment marker [16] shall not exceed 16,000 pounds. This load may be a single point or a combination of loads acting anywhere along the member, as long

as the total load on the segment does not exceed 16,000 pounds. See the note below for limit on total applied rigging grid load.

6. Refer to limits for maximum hanging load orientation for angular orientation limits for any rigging load. The maximum permissible load for loads which for an angle greater than 45 degrees from vertical, shall be reduced 25% from maximums indicated above.
7. The maximum total working load tributary from all cross-stage (east – west) beams at any joint shall be 10,000 pounds unless noted otherwise, thus:

Joints Denoted (A) = 13,000 pounds

Joints Denoted (B) = 16,000 pounds

8. The maximum total combined rigging load carried by any truss, including the rigging load attributable to the rigging beams and girders supported by the truss, shall not exceed the following:

Truss 1: 25,000 pounds total maximum

Truss 2: 50,000 pounds total maximum

Truss 3: 75,000 pounds total maximum

Truss 4: 75,000 pounds total maximum

Truss 5: 85,000 pounds total maximum

Truss 6: 85,000 pounds total maximum

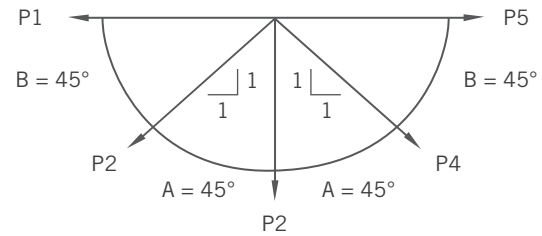
9. Rigging load limits listed above are in addition to the rated scoreboard capacity (84,000 lbs + 18,600 lb hoist) and the six primary speaker clusters (5,400 lbs each + 12,700 hoist for hoisting equipment). A 1.5 impact factor for hoists is included.
10. Rigging member segments marked [5] shall be identified with 2" tall white letters printed on each side of the member. At the center of the segment as follows: "Rigging Capacity 5,000 lb".
11. Rigging member segments marked [8] shall be identified with 2" tall white letters printed on each side of the member. At the center of the segment as follows: "Rigging Capacity 8,000 lb".

12. Rigging member segments marked [10] shall be identified with 2" tall white letters printed on each side of the member. At the center of the segment as follows: "Rigging Capacity 10,000 lb".

13. Rigging member segments marked [16] shall be identified with 2" tall white letters printed on each side of the member. At the center of the segment as follows: "Rigging Capacity 16,000 lb".

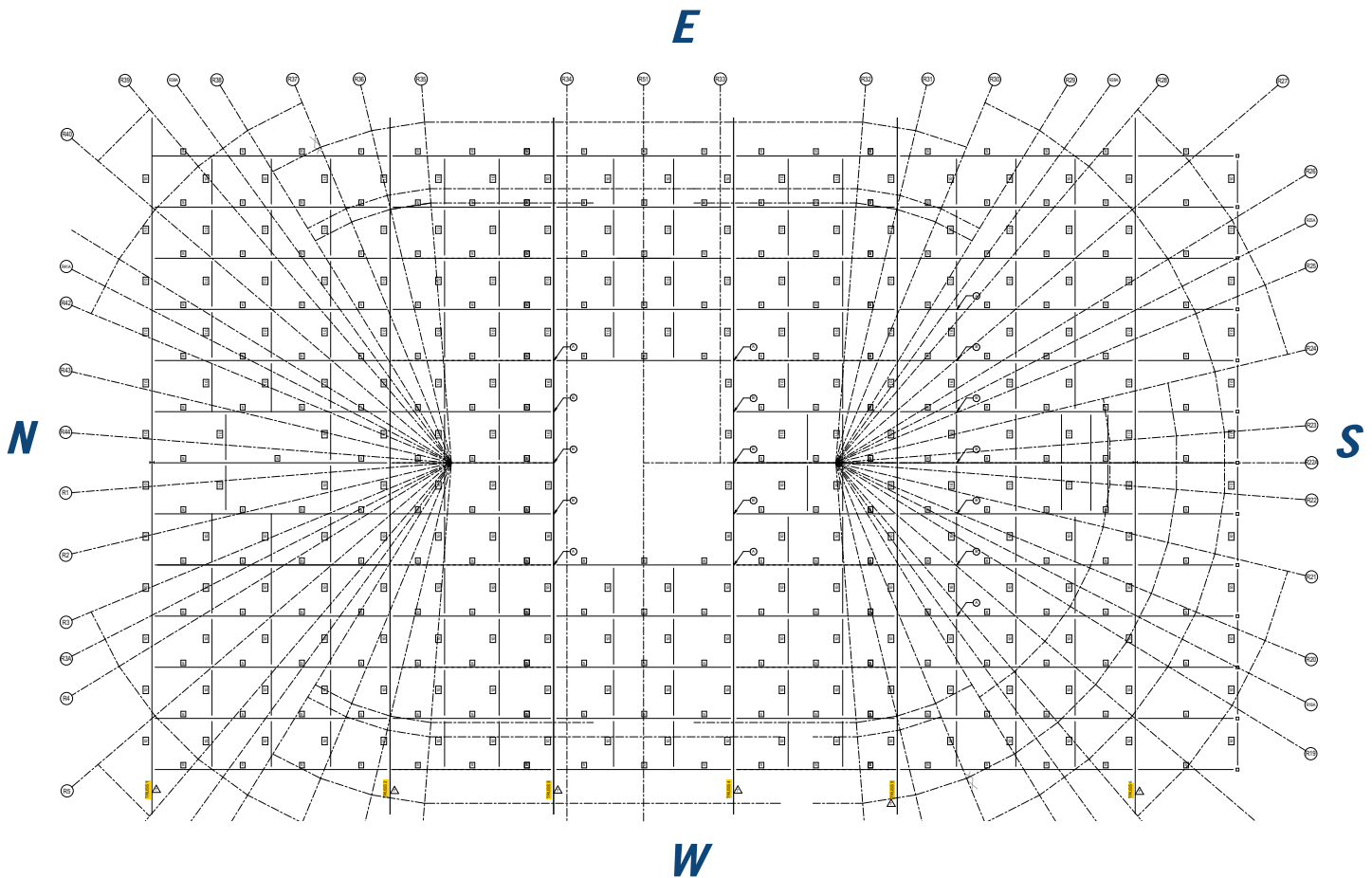
14. Wherever a rigging beam or girder is supporting a "house truss" winch system, which can be located anywhere within the rigging grid extents, the rigging capacity of every beam and/or girder supporting the winch system shall be reduced by 3,000 lbs from what is shown on the rigging plan. The overall rigging capacities listed in note 8, however, shall remain the same.

Limits for Maximum Hanging Load Orientation



P = RIGGING LOAD ON MEMBERS

1. Rigging loads hung withing envelope defined by Angle "A" may be full load values as defined in rigging load criteria notes above.
2. Rigging loads hung withing envelope defined by Angle "B" shall be reduced to 75% of the loads defined in rigging load criteria notes above.





STAGEHAND SERVICES

Labor Service Companies

The City of Orlando, acting as operator and manager of the Amway Center, has approved the following stage labor companies to provide service at the facility. It is the responsibility of the show promoter or building licensee to contract labor services for events.

APPROVED COMPANIES:

1. 24/7 Production Event Services // Joy “Pebbles” Bostwick

P.O. BOX 24387, Lakeland, FL 33802

Pebbles: 863.815.0595

Pebbles@247productioneventservices.com

Sue Bridges: 863.510.9251

247Sue@gmail.com

2. IATSE Local 631 // Kimberly Bowles // Mike La Ninfa

5385 Conroy Road, Suite 200

Orlando, FL 32811

407.422.2747

www.iatselocal631.com

rhall@iatselocal631.com

3. IMC // Joey Klimuszko

10501 S. Orange Ave, Orlando, FL 32824

407.816.4143

imcorlando@hotmail.com

4. RHINO STAGING // Pam Leombruno

1255 La Quinta Drive, Suite 118

Orlando, FL 32809

321.236.6930

michael@rhinostaging.com

All event labor invoices are the responsibility of the show promoter and the arena will not become a party to disputes between the promoter and the labor provider.

All stage labor must enter the arena at the Employee entrance on South Street, East of the building loading dock.



SEATING AND FLOOR SPECIFICATIONS

Seating Capacities (Reserved Seating)

CONFIGURATION	SEAT COUNT
Basketball	18,478
Football	17,192
Hockey	17,353
End Stage 360°	16,486
End Stage 270°	14,304
End Stage 240°	13,528
End Stage 220°	13,048
End Stage 180° (Lower Bowl)	6,485
End Stage 180°	11,885
Center Stage 360°	17,030

* These seats are estimates only. Seat counts are subject to change, based on individual show requirements. The floor plans are unique for each event. Please see Event Manager for the specific event floor plan.

Event Floor Dimensions

CONFIGURATION	SIZE*
Basketball	157'-7" x 86'-4"
Football	266'-2" x 86'-4"
Hockey	209'-4" x 86'-4"
End Stage 360°	211' x 86'-4"
End Stage 270°	211' x 86'-4"
End Stage 180°	211' x 86'-4"
Center Stage	157'-7" x 86'-4"
Open Floor (without retracts)	266'-2" x 86'-4"
Open Floor (with retracts)	157'-7" x 86'-4"

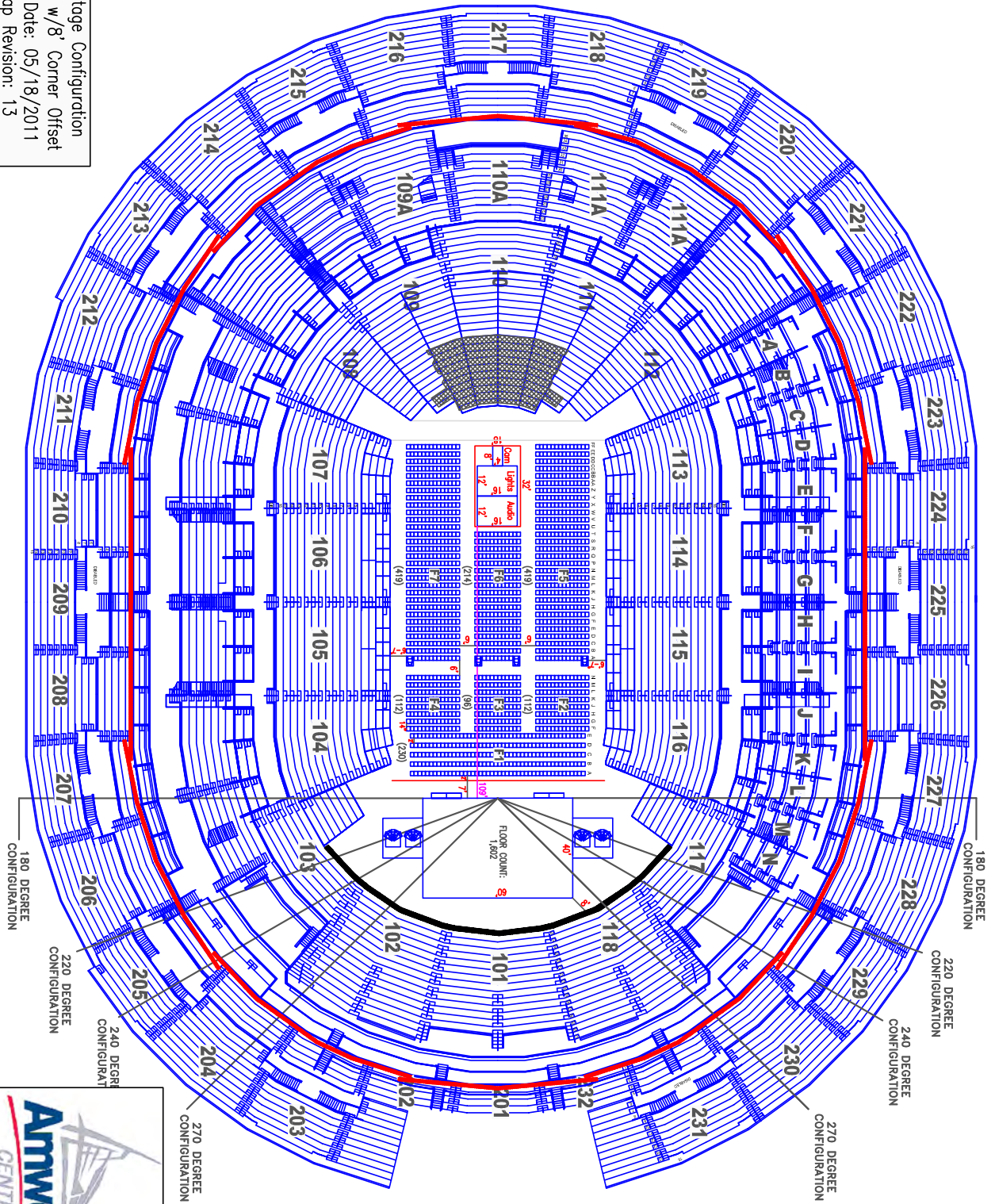
* The event floor is equipped with floor inserts to accommodate a variety of events. Please consult with the Event Manager to determine the requirements of the event productions.

* All dimensions are approximate.

ADA Seating

The Amway Center complies with the Americans with Disabilities Act (ADA) 1990.

Endstage Configuration
 60x40 w/8' Corner Offset
 Map Date: 05/18/2011
 Map Revision: 13





Staffing

The security department is comprised of highly qualified, professional and friendly, in-house personnel who have been trained in CPR & AED. These employees provide a safe and secure environment for all employees, guests and property.

Crowd Management

Crowd management is provided by our contracted security. Security requirements can be made through the Security Manager.

Security Control

Security Control is located on the Event Level of the Amway Center, adjacent to the Loading Docks. The Security Control Office includes the Fire Control Room (FCR), Fire Alarm Systems Panel and Arena Security System.

Security Control is staffed 24 hours a day, 7 days a week, to monitor the premises and video surveillance cameras. The office number is 407.440.7010.

*Please share with lead truck driver.

EMT Staffing

Staffing is comprised of an OFD supervisor and paramedics. The staffing level will depend on each event. EMT Offices are located at the southeast corners of the Terrace and Promenade levels.

Orlando Police Department Staffing

Staffing is comprised of and OPDs Lieutenant and officers inside the building and a Sergeant and officers outside the building.

Lost and Found

During an event, lost and found items are turned into the Silestone Guest Service Booth at Section 111 or 218. After the event all items are turned into and logged in the Security Control Office. If items are not claimed within 60 days of the event, lost and found items such as cellphones and IDs are turned over to the Property and Evidence Unit of the Orlando Police Department. Clothing items will be cleaned and donated to local charities.

Patrons can pick up lost items 24 hours a day, at the Employee Entrance on South Street pending the Amway Center's event schedule. Please make arrangements with security prior to item pickup by calling 407.440.7010.

On-Site Ambulance

If your event requires an On-Site Ambulance for the duration of your event, special arrangements can be made through the Security Manager. All requests must be made no later than 48 hours prior to event. There will be an increase in price if the request is not made within 48 hours of the event.



NOTES